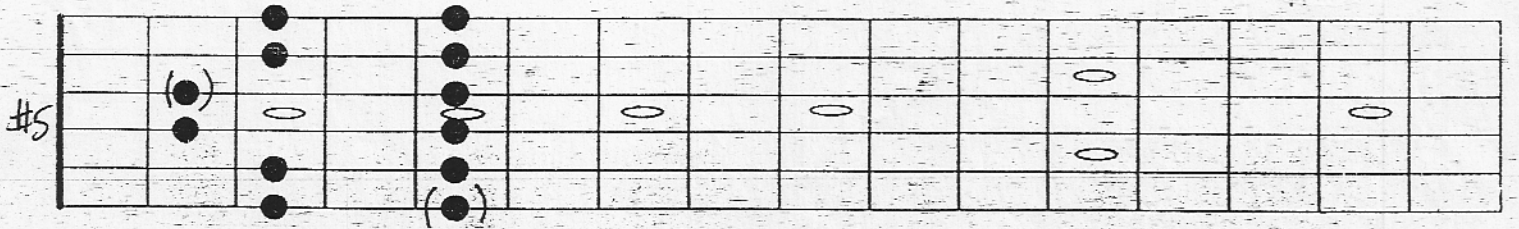
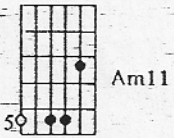
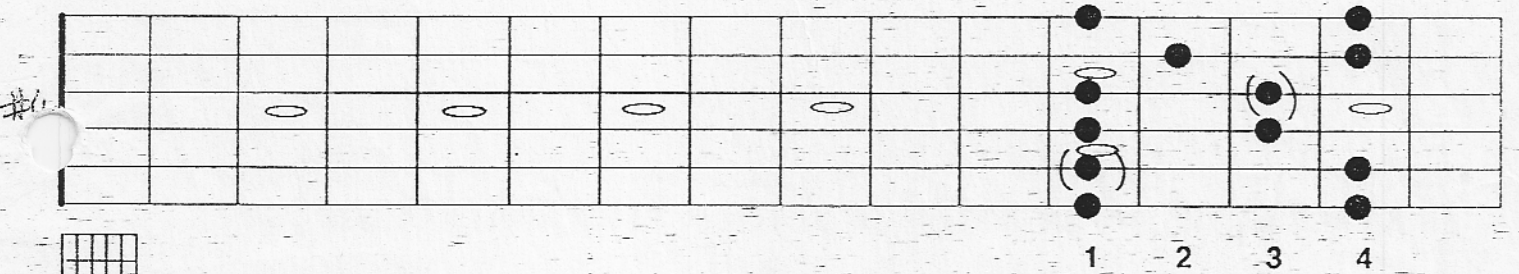
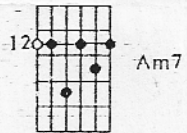

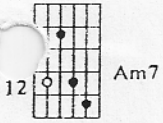
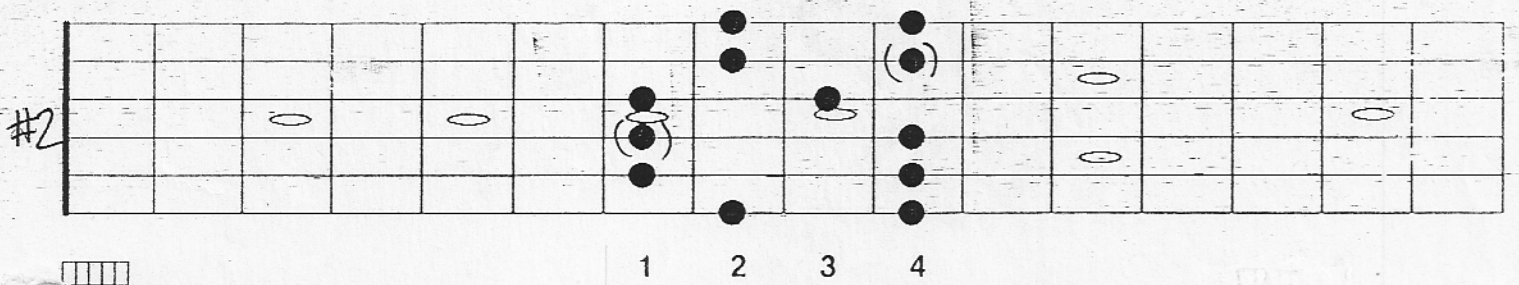
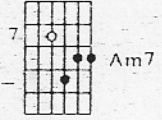
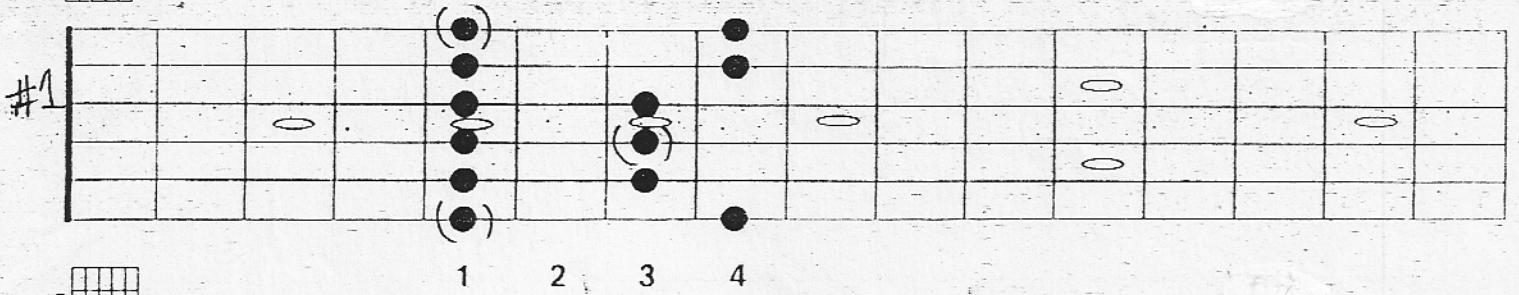
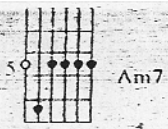


Minor Pentatonic Scales

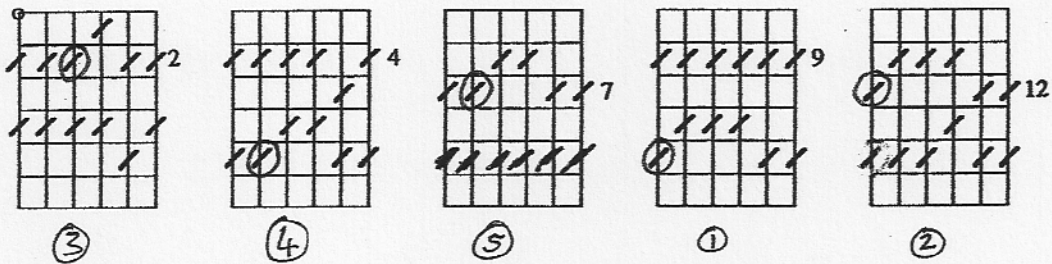


PENTATONIC SCALES

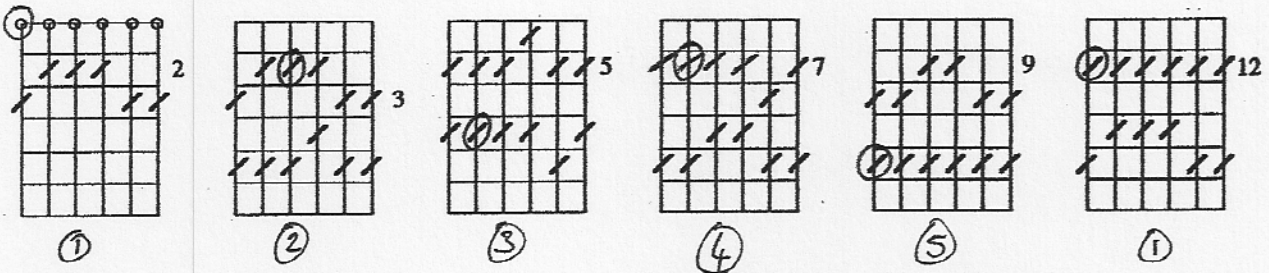
A penta-tonic scale is any scale that has only 5 different notes in it.
I shall deal with only 2 pentatonic scales at present.

- | | |
|---------------------|-------|
| 1. MAJOR PENTATONIC | SCALE |
| 2. MINOR PENTATONIC | SCALE |

E MAJOR PENTATONIC SCALE PATTERNS = 1, 2, 3, 5, 6



E MINOR PENTATONIC SCALE PATTERNS = 1, b3, 4, 5, b7



O = root note (E)

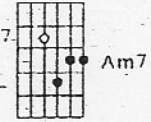
A Blues Scales



#1

1 2 3 4

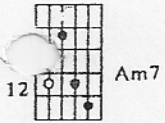
Scale #1: A blues scale starting at fret 5. The notes are: 5th fret (circled), 5th fret, 6th fret, 6th fret (circled), 7th fret, 7th fret, 8th fret, 8th fret (circled), 9th fret, 9th fret, 10th fret, 10th fret (circled), 11th fret, 11th fret (circled), 12th fret, 12th fret (circled).



#2

1 2 3 4

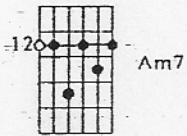
Scale #2: A blues scale starting at fret 7. The notes are: 7th fret, 7th fret, 8th fret, 8th fret (circled), 9th fret, 9th fret, 10th fret, 10th fret (circled), 11th fret, 11th fret, 12th fret, 12th fret (circled), 13th fret, 13th fret (circled), 14th fret, 14th fret (circled).



#3

1 2 3 4

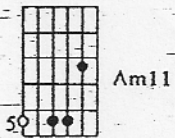
Scale #3: A blues scale starting at fret 12. The notes are: 12th fret, 12th fret, 13th fret, 13th fret (circled), 14th fret, 14th fret, 15th fret, 15th fret (circled), 16th fret, 16th fret, 17th fret, 17th fret (circled), 18th fret, 18th fret (circled), 19th fret, 19th fret (circled).



#4

1 2 3 4

Scale #4: A blues scale starting at fret 12. The notes are: 12th fret, 12th fret, 13th fret, 13th fret (circled), 14th fret, 14th fret, 15th fret, 15th fret (circled), 16th fret, 16th fret, 17th fret, 17th fret (circled), 18th fret, 18th fret (circled), 19th fret, 19th fret (circled).



#5

Scale #5: A blues scale starting at fret 5. The notes are: 5th fret, 5th fret (circled), 6th fret, 6th fret, 7th fret, 7th fret, 8th fret, 8th fret (circled), 9th fret, 9th fret, 10th fret, 10th fret (circled), 11th fret, 11th fret (circled), 12th fret, 12th fret (circled).

BLUES LICKS — ECONOMY PICK

BILL NELSON

① *n v* *vibe*

② *n v* *vibe*

③ BUDDY GUY

④ JIMI HENDRIX *vibe*

⑤ BLUES SARACENO *vibe*

⑥ JIMI HENDRIX *vibe*

⑦ GARY MOORE *vibe*

⑧ DAVE GILMOUR *vibe*

Major Pentatonic Licks in E

①

②

③

④

⑤

⑥

BLUES TECHNIQUES A MINOR PENTATONIC SCALE SEQUENCES

4

5

FLASH LICK IN A

B.B. KING STYLE BLUES PHRASES

⑦

8 10 8 10 ^p 8 10 8 10 ^p 10 10 10

Repeated Repeated

⑧

5 7 5 7 5 10 11 10 8

Repeated Repeated

⑨

7 5 7 6 5 8 5 6 7 5 7

⑩

7 10 7 8 9 10 8 7 10 7

⑪

15 17 15 17 15 13 15 13 14

⑫

17 16 15 17 15 17 14 16 14

More Blues Licks in A

①

Handwritten guitar lick 1 on a six-string staff. The notes are 7, 9, 5, 5, 8, 5, 7, 5, 7, 5, 8, 5, 5, 8, 10. Above the staff, there are markings: 'B' above the first 5, '# P' above the 7, 5, 7, 5 sequence, and 'S' above the final 10. Below the staff, there are three triplet markings under the first three notes (7, 9, 5), the next three notes (8, 5, 7), and the last three notes (8, 5, 10).

②

Handwritten guitar lick 2 on a six-string staff. The notes are 7, 9, 5, 5, 8, 5, 5, 8, 9, 5, 5, 8, 5, 5. Above the staff, there are markings: 'B' above the first 5, 'B' above the 8, 5, 5 sequence, and 'B' above the final 5. Below the staff, there are two triplet markings under the first three notes (7, 9, 5) and the last three notes (8, 5, 5). The word "Repeated" is written to the right of the staff.

③

Handwritten guitar lick 3 on a six-string staff. The notes are 5, 8, 5, 7, 9, 5, 5, 8, 5, 8, 7, 5, 7, 5. Above the staff, there are markings: 'P' above the first 5, 'B' above the 7, 9, 5 sequence, 'P' above the 8, 5 sequence, and 'P P' above the final 8, 7, 5 sequence. Below the staff, there are three triplet markings under the first three notes (5, 8, 5), the next three notes (7, 9, 5), and the last three notes (8, 7, 5).

④

Handwritten guitar lick 4 on a six-string staff. The notes are 7, 9, 8, 9, 9, 7, 5, 7, 7, 7, 5. Above the staff, there are markings: 'S' above the first 7, 'S' above the 8, and 'P' above the 9, 9 sequence. Below the staff, there are three triplet markings under the first three notes (7, 9, 8), the next three notes (9, 9, 7), and the last three notes (7, 7, 7).

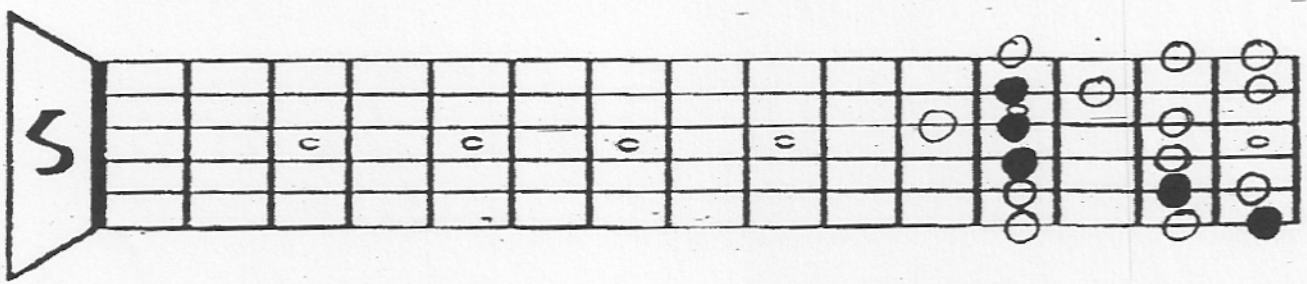
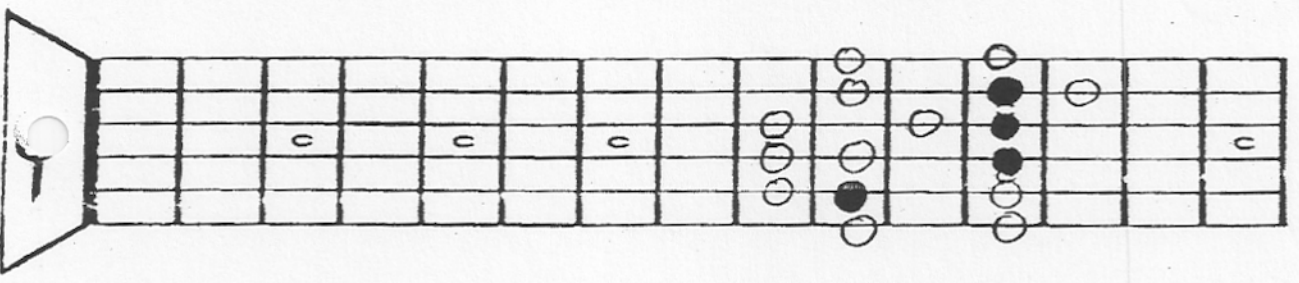
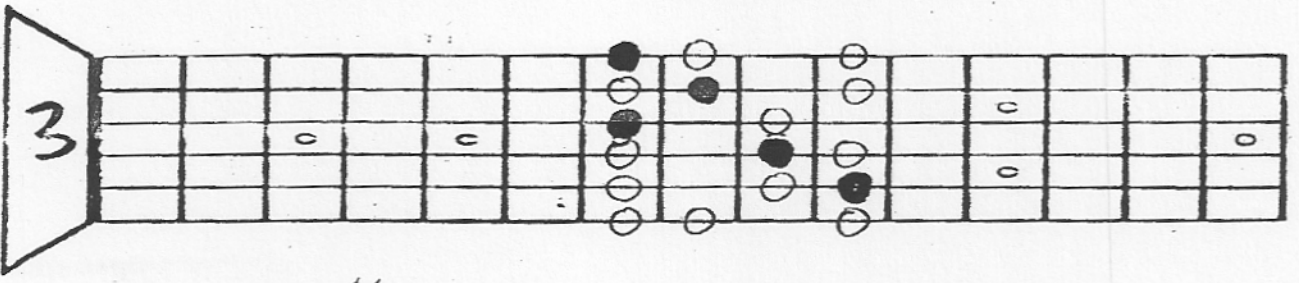
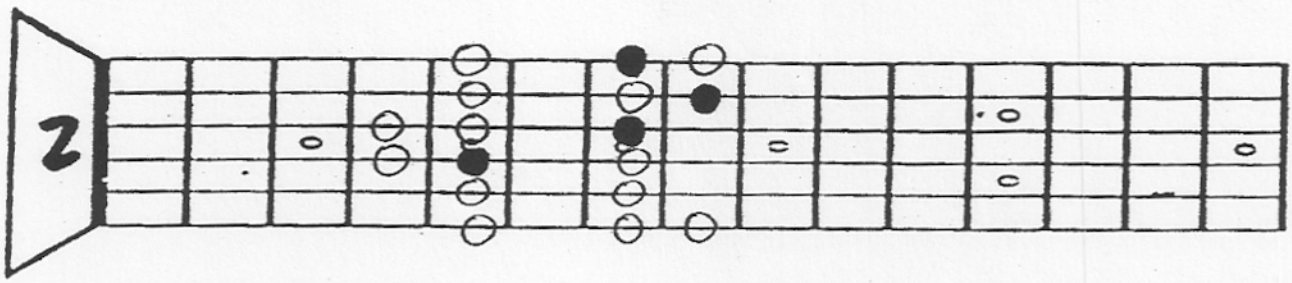

⑤

Handwritten guitar lick 5 on a six-string staff. The notes are 5, 11, 10, 12, 14, 10, 12, 10. Above the staff, there is a 'B' marking above the 14. Below the staff, there are three triplet markings under the first three notes (5, 11, 10), the next three notes (12, 14, 10), and the last three notes (12, 10).

⑥

Handwritten guitar lick 6 on a six-string staff. The notes are 12, 11, 10, 13, 10, 13, 10, 10, 12, 14, 12, 14, 12, 10, 10. Above the staff, there are markings: 'P' above the first 10, 'P' above the 13, 10 sequence, 'B' above the 14, 'B' above the 14, 12 sequence, and 'P' above the final 10. Below the staff, there are three triplet markings under the first three notes (12, 11, 10), the next three notes (13, 10, 13), and the last three notes (14, 12, 10).

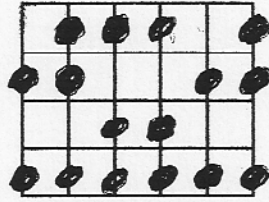
5 POSITIONS OF G MAJOR SCALE



Black notes = major chord shape associated with position

THE MAJOR SCALE

C Major



Exercise 1: Ascending & Descending

π v π v π v π v

Exercise 2: In 3rds

π v π v π v π v

Exercise 3: In groups of 3

π v π v

Exercise 4: In groups of 4

π v π v

VARIATION 1

C Major Scale - Arpeggio Exercise

VARIATION 2

C Major Scale - Arpeggio Exercise

VARIATION 3

C Major Scale - Arpeggio Exercise

VARIATION 4

C Major Scale - Arpeggio Exercise

C Major Scale Licks

①

8 10 7 9 8 10 7 9 10 12 9 12 10 13 10 12

②

3 4 5 5 3 7 10 8 8 7 10 8 10 9

③

8 7 10 9 7 9 10 9 8 7 8

④

12 12 10 8 7 10 8 12 10 9 7 10 8 9 7 10 9 7 10

⑤

10 7 8 10 7 8 10 7 8 9 10 8 9 10 7 9 10 7 9 10 7 9 10 7 9 6 8 5

⑥

7 8 8 7 7 9 10 8 9 10 9 7 9 10 10 9 7 10 7 10 7 8 10

